



Human Kidney Cellular Toxicity Panel

Price: \$3,000 (per lead asset)

Contact: Dr. Erik M. Schwiebert, Ph.D.

2016

Human Kidney Cellular Toxicity Panel


Will have:


Three companion plates (see example of a single plate at right) seeded with early passage primary human proximal convoluted tubule epithelial cells, primary mixed cortical epithelial cells, and primary mixed medullary epithelial cells.


Testing of a single compound, biologic, biosimilar, generic, phytochemical, botanical extract, etc. will therefore be assessed in three different cell types that represent the human kidney.

This 2D cell culture assessment will require @10 days from receipt of the hit-to-lead or lead asset to assay report.

If 3D-like studies with cells grown on filter supports or 3D Biogel-grown cultures are also required, please request this in our Custom Program Inquiry page and DBM will provide a quote and more in-depth information and assay sheets.

Media only 

Primary human kidney cells 



One plate per compound: 8-point CRC with untreated, vehicle-treated and industry standard positive controls (if applicable) in the middle 60 wells in 2D culture with collagen-coated or uncoated substrates

The price is based on \$1,000 per cell type tested in the panel per lead pharmaceutical asset. If more than 5 lead assets require testing, please use the Custom Inquiry page in the Online Store to request a custom bundled quote. If 3D-like permeable filter support-based culture or 3D Biogel-based culture are required for testing cellular toxicity for your lead asset, please use the Custom Inquiry page in the Online Store to request a customized quote.

The primary human cells used in these studies are provided by a commercial vendor partner, Lifeline Cell Technology, and are used in these assays are early passage (passage 2, 3 or 4).

The cells and the media used are well tested for contaminants.

Thank you for your interest in DBM's Online Store offerings – our belief is that the use of physiologically-relevant human cells from human tissue is most pertinent to pharmaceutical discovery and development – DBM does not compromise on that principle.